

Surgical C-Arm Tables

AND CLEAR-LEAD[™] SHIELDING





- Surgical C-Arm Tables
- Pain Management C-Arm Tables
- Urology C-Arm Table
- Brachytherapy C-Arm Table
- 3D Imaging C-Arm Table
- Fixed Height C-Arm Table
- Clear-Lead[™] Mobile Barriers

C-Arm Table 840

Ideal for cardiovascular procedures. Three-axis motorized positioning plus X-Y free-float.

Accommodates
BARIATRIC
Patients

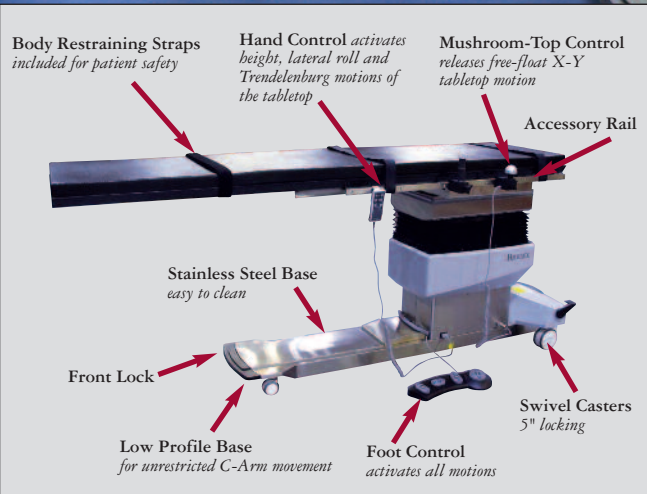


Catbeter Tray Extension - This removable extension provides additional table length to accommodate catheters within the patient's sterile field. This feature makes the procedure easier, safer and reduces the risk of breaking the sterility of the catheters. (Extension is not radiolucent and not suitable for patient support.)

Shown with Rectangular Tabletop.



Contoured tabletop allows ample workspace for anesthesiologists, yet the narrowness required for cervical procedures.



Surgical Table

Stable, Accessible, and Vibration Free

- **Free-Float Tabletop** – With specially-designed SmoothGlide™ movement
- **Carbon-Fiber Tabletop** – Low attenuation with choice of standard contoured or rectangular design
- **Contoured Tabletop** – Features a face cutout for comfortable prone positioning
- **Tabletop Motion** – Expansive head-to-toe, 35"
- **Radiolucent Area** – Extra-large, 75"
- **Isocentric Lateral Roll Motion** – Maintains image center during tabletop movement, minimizing image distortion
- **High-Speed Actuators** – Assure quick tabletop positioning, height adjustability, isocentric lateral roll and Trendelenburg motions
- **Mushroom-Shaped Control** – Ergonomic, for free-float motion
- **Table Base** – Encased in stainless steel, easy to clean
- **Hand and Foot-Operated Controllers** – Ensure quick and safe tabletop positioning
- **Patient Capacity** – 500 lb
- **Low Profile Base** – For unrestricted C-arm movement
- **Accessory Rails**
- **AC and Battery Power** – Standard

All table options and accessories are featured on pages 20-21

The Surgical C-Arm Table 840 is designed for image-guided fluoroscopic procedures where stability, access, and precise, quiet, vibration-free positioning are essential. A cantilevered low attenuation carbon-fiber tabletop, with choice of rectangular or contoured design, accommodates portable or ceiling-suspended C-Arms.

The extra-large, 75" radiolucent area, free-float X-Y tabletop, motorized control of height, isocentric lateral roll, Trendelenburg motions and the catheter tray extension make the Surgical C-Arm Table - 840 ideal for cardiovascular and interventional radiology applications. The radiolucent area is free of cross members, allowing full fluoroscopic visualization and unobstructed C-Arm positioning. Functional design provides complete access with reduced radiation exposure to clinicians. Patient comfort and stability are assured by two-inch thick table padding and three adjustable straps with hook and loop fastening.

Control made easy

The portable hand-held and foot-operated controllers ensure quick and safe tabletop positioning, and can be positioned from any point around the table. Both controllers offer the freedom to adjust height, lateral roll and Trendelenburg motions. The hand-held controller provides the back-to-level function. The foot-operated controller also releases the tabletop for X-Y positioning and is ideal when hands are busy with other functions.

Freedom of movement

The ergonomic mushroom-shaped control optimizes command of the SmoothGlide™ free-float tabletop. When employing any degree of tilt or roll, X and Y positions are “locked” to prevent gravity-induced movement. 35" head-to-toe (X) can be maintained during lateral roll; and side-to-side (Y) can be maintained during Trendelenburg positioning.

Isocentric lateral roll motion is a unique movement that maintains center of the focal area, minimizing image distortion. Reducing the time required for adjustments, table or patient, ultimately reduces exposure to scatter radiation.

Both AC and battery power are standard. When operating on battery, there are no power cords to hinder movement or block casters. An optional battery with separate charging unit can provide continuous, cordless operation.



Surgical C-Arm Table - 840

- 058-840** Table, Surgical C-Arm, Contour, 115V
- 058-840-10** Table, Surgical C-Arm, Rectangle, 115V
- 058-845** Table, Surgical C-Arm, Contour, 230V
- 058-845-10** Table, Surgical C-Arm, Rectangle, 230V

Optional:

- 058-864** Arm Board, Surgical, Carbon Fiber
- 056-866** Arm Board, Carbon Fiber, two arms
- 056-865** Arm Board, Carbon Fiber, one arm
- 056-850** IV Pole, Rail Mounted
- 058-849** Clamp, Accessory, C-Arm Table
- 058-856** Radiation Shield, Head/Cervical
Fits Surgical C-Arm Tables 840, 846 and 870
- 058-857** Radiation Shield, Thoracic/AB
Fits Biodex Surgical C-Arm Tables
- 056-862** Battery and Charging Unit, 115 VAC
- 056-863** Battery and Charging Unit, 230 VAC
- 056-802** Bellows Skirt, disposable plastic, 250/roll
- 046-275** Dispenser, Disposable Protective Roll
For 056-802 Bellows Skirt. Wall mounted.

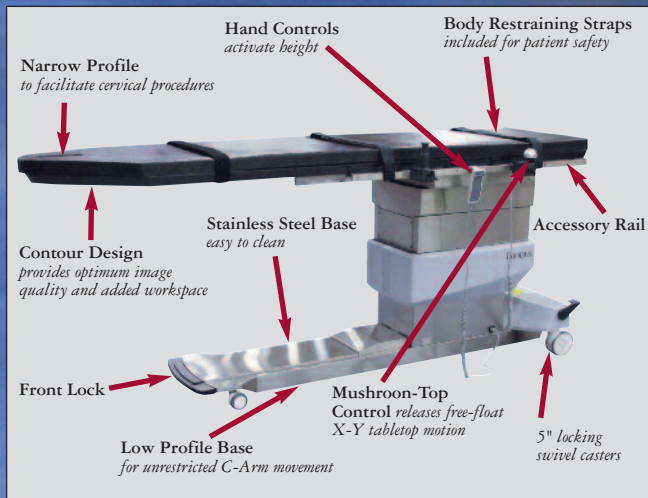

Specifications and models listed on pages 18-19

NEW

C-Arm Table 846

Affordably priced float-top table

Accommodates
BARIATRIC
Patients



Surgical Table

Free-float tabletop design with quick and comfortable patient positioning at an affordable price

- **Free-Float Tabletop** – With specially-designed SmoothGlide™ movement
- **Carbon-Fiber Tabletop** – Low attenuation with choice of standard contoured or rectangular design
- **Contoured Tabletop** – Features a face cutout for comfortable prone positioning
- **Tabletop Motion** – Expansive head-to-toe, 35"
- **Radiolucent Area** – Extra-large, 75"
- **High-Speed Actuator** – For quick vertical movement
- **Mushroom-Shaped Control** – Ergonomic, for free-float motion
- **Table Base** – Encased in stainless steel, easy to clean
- **Hand-Held Controller** – For convenient positioning
- **Patient Capacity** – 500 lb
- **Low Profile Base** – For unrestricted C-arm movement
- **Accessory Rails**

All table options and accessories are featured on pages 20-21



Clear Lead™ Personal Mobile Barrier — “hands-on” patient access, radiation protection where needed.
www.biodex.com/personalbarrier

The Surgical C-Arm Table – 846 is designed for procedures where stability, access and precise, quiet, vibration-free positioning are essential. A cantilevered low attenuation carbon-fiber tabletop, with choice of contoured or rectangular design, accommodates portable or ceiling-suspended C-Arms. The standard contoured top allows ample workspace for anesthesiologists, yet the narrowness required for cervical procedures. The rectangular top offers additional space to allow for superior image quality for long-leg runoff studies. Choose a tabletop to best fit your needs to achieve optimum image resolution.

Its large radiolucent area, motorized actuation of height, and free-float tabletop make it ideal for pain care, cardiovascular and interventional radiology applications. The radiolucent area is free of cross members, allowing full fluoroscopic visualization and unobstructed C-Arm positioning. Functional design provides complete access with reduced radiation exposure to clinicians. Two-inch thick table padding and three adjustable straps with hook and loop fastening assure patient comfort and stability. The contoured tabletop features a face cutout for comfortable prone positioning.

Control made easy

The portable, hand-held controller offers the freedom to adjust height from any point around the table. An ergonomic, mushroom-shaped control optimizes command of the SmoothGlide™ free-float tabletop.



Rectangular tabletop is ideal for vascular studies.

Surgical C-Arm Table - 846

- 058-846** Table, Surgical C-Arm, Contour, 115V
- 058-846-10** Table, Surgical C-Arm, Rectangle, 115V
- 058-847** Table, Surgical C-Arm, Contour, 230V
- 058-847-10** Table, Surgical C-Arm, Rectangle, 230V

Optional:

- 058-851** Catheter Tray Extension (removable)
- 058-864** Arm Board, Surgical, Carbon Fiber
- 056-866** Arm Board, Carbon Fiber, two arms
- 056-865** Arm Board, Carbon Fiber, one arm
- 056-850** IV Pole, Rail Mounted
- 058-849** Clamp, Accessory, C-Arm Table
- 058-856** Radiation Shield, Head/Cervical
Fits Surgical C-Arm Tables 840, 846 and 870
- 058-857** Radiation Shield, Thoracic/AB
Fits Biodex Surgical C-Arm Tables

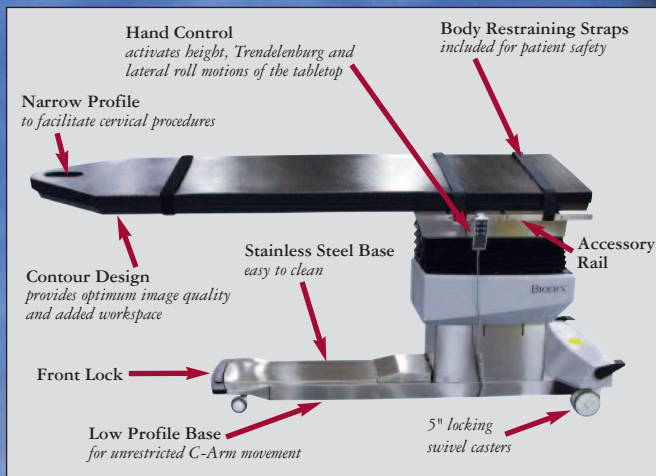

Specifications and models listed on pages 18-19

NEW

C-Arm Table 870

Ideal for pain care applications

Accommodates
BARIATRIC
Patients



Optional Foot Controller is ideal for use when hands are busy with other functions.

Pain Management Table

Innovative design optimizes patient access, increases imaging resolution and saves space

- **Carbon-Fiber Tabletop** – Low attenuation with choice of standard contoured or rectangular design
- **Contoured Tabletop** – Features a face cutout for comfortable prone positioning
- **Radiolucent Area** – Large, 70"
- **Isocentric Lateral Roll Motion** – Maintains image center during tabletop movement, minimizing image distortion
- **High-Speed Actuators** – Assure quick tabletop positioning, height adjustability, isocentric lateral roll and Trendelenburg motions
- **Table Base** – Encased in stainless steel, easy to clean
- **Hand and Optional Foot-Operated Controllers** – For convenient positioning
- **Patient Capacity** – 500 lb
- **Low Profile Base** – For unrestricted C-arm movement
- **Accessory Rails**

All table options and accessories are featured on pages 20-21

The Pain Management C-Arm Table – 870 is designed for image-guided procedures where stability, access, and precise, quiet, vibration-free positioning are essential. A cantilevered low attenuation carbon-fiber tabletop, with choice of contoured or rectangular design, accommodates portable or ceiling-suspended C-Arms. The standard contoured top allows ample workspace for anesthesiologists, yet the narrowness required for cervical procedures. The rectangular top offers additional space to allow for superior image quality for long-leg runoff studies. Choose a tabletop to best fit your needs to achieve optimum image resolution.

The large radiolucent area is free of cross members, allowing full fluoroscopic visualization and unobstructed C-Arm positioning. Functional design provides complete access with reduced radiation exposure to clinicians. Patient comfort and stability are assured by two-inch thick table padding and three adjustable straps with hook and loop fastening. The contoured tabletop features a face cutout for prone positioning.

Automatic positioning

A portable hand-held or optional foot-operated controller can be positioned for convenient access from any point around the table. Both controllers offer the freedom to adjust height, lateral roll and Trendelenburg motions. The foot-operated controller can be used when hands are busy with other functions.



Minimize patient and C-Arm repositioning with isocentric lateral roll motion.

Surgical C-Arm Table - 870

- 058-870** Table, Surgical C-Arm, Contour, 115V
- 058-870-10** Table, Surgical C-Arm, Rectangle, 115V
- 058-875** Table, Surgical C-Arm, Contour, 230V
- 058-875-10** Table, Surgical C-Arm, Rectangle, 230V

Optional:

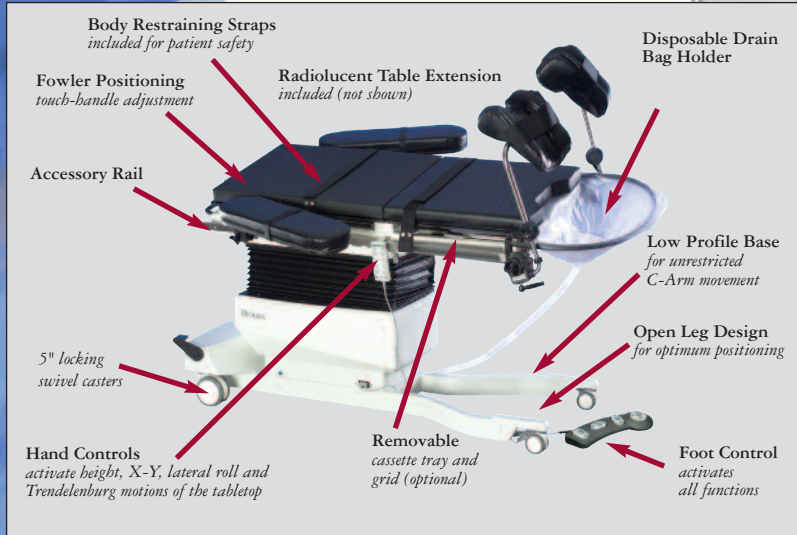
- 058-877** Controller, Foot
- 058-864** Arm Board, Surgical, Carbon Fiber
- 056-866** Arm Board, Carbon Fiber, two arms
- 056-865** Arm Board, Carbon Fiber, one arm
- 056-850** IV Pole, Rail Mounted
- 058-849** Clamp, Accessory, C-Arm Table
- 058-856** Radiation Shield, Head/Cervical
Fits Surgical C-Arm Tables 840, 846 and 870
- 058-857** Radiation Shield, Thoracic/AB
Fits Biodex Surgical C-Arm Tables

Specifications and models listed on pages 18-19

C-Arm Table 800

Designed for image-guided urologic procedures

Accommodates
BARIATRIC
Patients



Choose from a stainless steel drain pan with a wire mesh splash screen or a plastic drain-bag holder for disposable drain bag.



Optional removable cassette tray and grid are accessible from either side of the table.

Urology Table

When stability, access, and precise, quiet, vibration-free positioning are essential

- Radiolucent Area – 54" x 17.5"
- Fowler Positioning – Industry exclusive, 0° to 80°
- Tabletop Positioning – Motorized, five-axis
- Hand and Foot-Operated Controllers – For convenient positioning
- Low Profile Base – For unrestricted C-arm movement
- Accessory Rails
- AC and Battery Power – Standard

All table options and accessories are featured on pages 20-21

Designed for image-guided urologic procedures

The Urology C-Arm Table is an ideal choice for image-guided procedures. The narrow Fibersin™ tabletop is cantilevered to accommodate portable or ceiling suspended C-Arms. Radiolucent areas are free of cross members, allowing full fluoroscopic visualization and unobstructed C-Arm positioning. Optional Cassette Tray and X-ray Grid allow for the use of overhead or portable x-ray. Functional design provides complete access while minimizing radiation exposure to clinicians.

Power motions

The Urology C-Arm Table features motorized actuation of height, X-Y, lateral roll and Trendelenburg motions of the tabletop. The hand-held and foot-operated controllers can be positioned for access from any point around the table and ensure quick and safe tabletop positioning during any phase of a procedure. The "Level" feature returns the table to 0° tilt and 0° lateral roll, bringing the table quickly to a level position. Both controllers can be used for motorized X-Y positioning of the tabletop and feature proportional speed control.

More adjustments and features...

The table back adjusts with a simple touch-handle lock/unlock mechanism to an 80° angle with incremental stops at 20°, 30°, 40°, 50°, 60°, 70° and 80°.

The table comes equipped with a lightweight, non-imaging patient transfer extension and a radiolucent extension. The radiolucent extension provides capability for vascular, cardiac and other general C-Arm applications. Select from knee crutches or the PAL stirrups, arm boards or drain systems, the choice is yours... configure to your exact specifications.

Both AC and battery power are standard. When operating on battery, there are no power cords to catch on feet or block table wheels. Battery charging can be accomplished during off hours by plugging in the AC adapter cord. An optional battery, with separate charging unit, provides continuous cordless operation.



Radiolucent extension converts the Urology Table into a general purpose C-Arm Table.

Surgical C-Arm Table - 800

058-800 Table, Urology C-Arm - 800, 115 VAC

058-805 Table, Urology C-Arm - 800, 230 VAC

Optional:

058-862 Stirrups, PAL with boot pad (pair)

056-853 Crutch, Knee, Simplicity, (pair)

056-851 Drain Bag Frame

058-860 Drain Pan, Stainless Steel

058-863 Arm Board, Dura Board with pad (pair)

058-865 Arm Board, Standard (pair)

056-463 Grid, X-ray

058-866 Cassette Tray, 11" x 14"

056-850 IV Pole, rail mounted

056-862 Battery and Wall Charging Unit, 115 VAC

056-863 Battery and Wall Charging Unit, 230 VAC

056-802 Bellows Skirt, disposable plastic, 250/roll

046-275 Dispenser, Disposable Protective Roll

For 056-802 Bellows Skirt. Wall mounted.

Replacement:

056-460 Hose, Drain, Urology, 40/cs


056-857 Bags, Drain, 10/pkg

Specifications and models listed on pages 18-19

C-Arm Table 810

For image-guided ion implantation

Accommodates
BARIATRIC
Patients



Radiolucent extension converts the Brachytherapy Table into a general purpose C-Arm Table.

Fowler Positioning
touch-handle
adjustment

Restraining Straps
included for patient safety

Radiolucent Table Extension
included (not shown)

Accessory Rail

Removable cassette tray and grid
(optional)

Low Profile base
for unrestricted C-Arm movement

Open Leg Design
for optimum positioning

5" locking swivel casters

Hand Controls
activate height,
X-Y, lateral roll and Trendelenburg
motions of the tabletop

Foot Control
activates all
functions

Brachytherapy Table

Functional design with unrestricted access and minimal radiation exposure

- Radiolucent Area – 54" x 17.5"
- **Fiberesin™ Tabletop** – Narrow; cantilevered to accommodate portable or ceiling suspended C-Arms
- **Fowler Positioning** – Industry exclusive, 0° to 80°
- **Tabletop Positioning** – Motorized, five-axis
- **Hand and Foot-Operated Controllers** – For convenient positioning
- **Low Profile Base** – For unrestricted C-arm movement
- **Accessory Rails**
- **AC and Battery Power** – Standard

All table options and accessories are featured on pages 20-21

Designed and equipped specifically for seed implantation procedures, the Brachytherapy C-Arm Table features a radiolucent extension that provides capability for brachytherapy treatment involving the upper body and general C-Arm applications. Motorized actuation of height, X-Y, lateral roll and Trendelenburg motions of the tabletop, with pre-programmed features, ensure quick and safe tabletop positioning during any phase of a procedure.

The narrow Fiberesin™ tabletop of the Brachytherapy C-Arm Table is cantilevered to accommodate portable or ceiling suspended C-Arms. Radiolucent areas are free of cross members, allowing full fluoroscopic visualization

and unobstructed C-Arm positioning. Optional Cassette Tray and X-ray Grid allow for use of overhead or portable x-ray. Functional design provides unrestricted access while minimizing radiation exposure to clinicians.

Control made easy

A "Level" feature returns the table to 0° tilt and 0° lateral roll, bringing the table quickly to a level position. The portable hand-held and foot-operated controllers also adjust the table.

More adjustments and features...

The table back adjusts with a touch-handle lock/unlock mechanism to an 80° angle with incremental stops at 20°, 30°, 40°, 50°, 60°, 70° and 80°.

The table comes equipped with a lightweight non-imaging patient transfer extension and a radiolucent extension. The radiolucent extension provides capability for vascular, cardiac, and other general C-Arm applications. A standard OR accessory rail makes stepper positioning quick and easy. Select from knee crutches or the PAL stirrups, standard or Dura Board arm boards – configure the table to your exact specifications.

Both AC and battery power are standard. When operating on battery, there are no power cords to catch on feet or block table wheels. Battery charging can be accomplished during off hours by plugging in the AC power cord. An optional battery with separate charging unit can provide continuous cordless operation.



Compact and smooth rolling design makes the Brachytherapy Table ideal for swing room use.

Surgical C-Arm Table - 810

- 058-810** Table, Brachytherapy - 810, 115 VAC
- 058-815** Table, Brachytherapy - 810, 230 VAC

Optional:

- 058-862** Stirrups, PAL with boot pad (pair)
- 056-853** Crutch, Knee, Simplicity, (pair)
- 058-863** Arm Board, Dura Board with pad (pair)
- 058-865** Arm Board, Standard (pair)
- 056-463** Grid, X-ray
- 058-866** Cassette Tray, 11" x 14"
- 056-850** IV Pole, rail mounted
- 056-862** Battery and Wall Charging Unit, 115 VAC
- 056-863** Battery and Wall Charging Unit, 230 VAC
- 056-802** Bellows Skirt, disposable plastic, 250/roll
- 046-275** Dispenser, Disposable Protective Roll
For 056-802 Bellows Skirt. Wall mounted.

Specifications and models listed on pages 18-19

C-Arm Table 820

Designed for use with a 3D C-Arm and Mobile CT Scanners

Accommodates
BARIATRIC
Patients



Designed to function with a 3D C-Arm.

Body Restraining Straps
included for patient safety

Hand Controls
activate height, X-Y, lateral roll and Trendelenburg motions of the tabletop

Stepper Positioning
accessory rail easily accommodates

Low Profile Base
for unrestricted C-Arm movement

Open Leg Design
for optimum positioning

5" locking swivel casters

Accessory Rail

Foot Control
activates all functions

Disposable Bellows Skirt *optional (not shown)*
Radiolucent Table Extension *included (not shown)*

3D Imaging Table

Designed for use with 3D C-arms providing unrestricted access with minimal exposure

- **Radiolucent Area** – total length, 51.5"
- **Exceptional Platform** – For brachytherapy and 3D urology procedures
- **Head and Foot Extensions** – Ideal for imaging of breast and thorax
- **Tabletop Positioning** – Motorized, five-axis
- **Stepper Positioning** – Accessory rail easily accommodates
- **Hand and Foot-Operated Controllers** – For convenient positioning
- **Low Profile Base** – For unrestricted C-arm movement
- **Accessory Rails**
- **AC and Battery Power** – Standard

All table options and accessories are featured on pages 20-21



Capable of providing axial views during urological procedures as well as bladder, ureters, and kidneys when using a 3D C-arm.

Designed and equipped for use with 3D C-Arm for seed implantation, urology, thoracic/vascular and other general C-Arm applications. The narrow, low-attenuation carbon-fiber tabletop is cantilevered to accommodate portable 3D C-Arms. The functional design provides unrestricted access with minimal radiation exposure to clinicians.

Power motions

The table features motorized actuation of height, X-Y, lateral roll and Trendelenburg motions of the tabletop. The hand-held and foot-operated controllers can be positioned for access from any point around the table and ensure quick and safe tabletop positioning during any phase of a procedure. The "Level" feature returns the table to 0° tilt and 0° lateral roll, bringing the table quickly to a level position. Both controllers can be used for motorized X-Y positioning of the tabletop and feature proportional speed control.

More adjustments and features...

The table comes equipped with a lightweight, non-imaging patient transfer extension and a radiolucent extension. A standard OR accessory rail located at the foot end of the table makes stepper positioning quick and easy. Select from knee crutches or the PAL Stirrups, standard or Dura Board arm boards, the choice is yours... configure to your exact specifications.

Both AC and battery power are standard. When operating on battery, there are no power cords to catch on feet or block table wheels. Battery charging can be accomplished during off hours by plugging in the AC adapter cord. An optional battery with separate charging unit can provide continuous cordless operation.



Shown with head and foot extensions - allows patient to be positioned with their head and torso in the imaging area.

Surgical C-Arm Table - 820

- 058-820** Table, 3D Imaging C-Arm, 115 VAC
- 058-825** Table, 3D Imaging C-Arm, 230 VAC

Optional:

- 058-862** Stirrups, PAL with boot pad (pair)
- 056-853** Crutch, Knee, Simplicity, (pair)
- 056-851** Drain Bag Frame
- 058-863** Arm Board, Dura Board with pad (pair)
- 058-865** Arm Board, Standard (pair)
- 058-866** Cassette Tray, 11" x 14"
- 056-850** IV Pole, rail mounted
- 056-862** Battery and Wall Charging Unit, 115 VAC
- 056-863** Battery and Wall Charging Unit, 230 VAC
- 056-802** Bellows Skirt, disposable plastic, 250/roll
- 046-275** Dispenser, Disposable Protective Roll
For 056-802 Bellows Skirt. Wall mounted.

Replacement:

- 056-460** Hose, Drain, Urology, 40/cs
- 056-857** Bags, Drain, 10/pkg

Specifications and models listed on pages 18-19

CLEAR-LEAD™ Mobile Barriers



Save Time – sleek design is easy to clean!

- Meets all infection control criteria
- Sleek design is easy to clean
- Durable and shatter resistant protection
- Effortless maneuverability
- 0.5 mm lead equivalency window
- 0.8 mm lead opaque panel
- Superior stability

Clear-Lead™ acrylic mobile x-ray barriers are designed for use around any imaging procedures using ionizing radiation, e.g., fluoroscopy, x-ray, CT, mammography.

The greatest advantage of these barriers over others on the market is the time they save behind the scenes. Their sleek design exposes no hardware, nooks or crannies while the opaque section of the shield is covered with plastic laminate – the result, a smooth, easy-to-clean finish.

Grab-handle edges and large casters make them effortless to maneuver. Clear-Lead™ Mobile Barriers offer large, durable and shatter resistant protection wherever it's needed.

www.biodex.com/clear-lead

SPECIFICATIONS:

042-580 Clear-Lead Mobile Barrier, Standard Window

Dimensions:

Overall Dimensions: 30" w x 75" h (76 x 191 cm)

Window: 30" w x 24" h (76 x 61 cm)

Opaque Panel: 30" w x 48" h (76 x 122 cm)

Shielding Area: 30" w x 72" h (76 x 183 cm)

Shielding:

Window: 0.5 mm lead equivalency

Opaque Panel: 0.8 mm lead

Leg Depth: 10.5" (26.7 cm)

Casters: Four hospital grade; two locking, two non-locking

Weight: 102 lb (46.5 kg)

Warranty: One year parts and labor

042-582 Clear-Lead Mobile Barrier, Full Window

Dimensions:

Overall Dimensions: 30" w x 75" h (76 x 191 cm)

Window: 30" w x 54.5" h (76 x 138.4 cm)

Opaque Panel: 30" w x 17.5" h (76 x 44.5 cm)

Shielding Area: 30" w x 72" h (76 x 183 cm)

Shielding:

Window: 0.5 mm lead equivalency

Opaque Panel: 0.8 mm lead

Leg Depth: 10.5" (26.7 cm)

Casters: Four hospital grade; two locking, two non-locking

Weight: 98 lb (44.5 kg)

Warranty: One year parts and labor



Mobile Barriers - Clear-Lead™

042-580 Barrier, Clear-Lead™, Standard Window
Window size 30" w x 24" h (76 x 61 cm)

042-582 Barrier, Clear-Lead™, Full Window
Window size 30" w x 54.5" h (76 x 138.4 cm)

CLEAR-LEAD™

Personal Mobile Barrier



Contoured design for functional radiation protection

The unique hourglass contour of the Personal Mobile Barrier allows “hands-on” patient access while providing radiation protection (0.5 mm LE) where it’s needed.

This versatile, lightweight barrier offers the distinct convenience of height adjustability (10”) to protect the user, whether seated or standing. This feature is an essential advantage for all urologists, anesthesiologists, pain-care physicians, x-ray technologists and more.

Constructed of Clear-Lead™ acrylic, the window is anatomically positioned with cutouts for the user’s arms to maintain continuous hands-on contact with the patient while maximizing protection.

Featuring an easy-roll, four-caster base and two grip handles, the lightweight barrier (51 lb) is easy to maneuver, and positions flush to the table for total patient access.

SPECIFICATIONS:

Dimensions:

Overall: 24" w x 72" h (61 x 183 cm)

Height Adjustable: 62" – 72" (157 – 183 cm)

Hourglass shape window: 24" w x 48" h (61 x 122 cm), cutouts – 4" deep x 10.3" h (10 x 26 cm)

Shielding: Clear-Lead acrylic with 0.5 mm LE

Base: Stable, heavy duty, 4" (10 cm) locking caster base with a 17.4" x 18" (44 x 46 cm) footprint

Weight: 51 lb (23 kg)

Maneuverability: Telescoping up/down feature allows 10" (25.4 cm) of height adjustability

Warranty: One year parts and labor



Personal Mobile Barriers - Clear-Lead™

042-583 Barrier, Mobile, Clear-Lead™, Hourglass Window

For ionizing radiation, 0.5 mm LE Window size 24" w x 48" h (61 x 122 cm)

www.biodex.com/personalbarrier

Table Accessories

Disposable Drain Bag System



Keep fluid contained during various surgical procedures.


Essential for ensuring a favorable working environment for medical personnel during surgery, the Disposable Drain Bag System offers excellent fluid containment for all types of procedures on the Biodex 800, 810 and 820 C-Arm Tables.

The flexible frame mounts to the OR accessory rails providing unobstructed surgeon access.

056-851 Drain Bag Frame

056-857 Drain Bags, Sterile, Disposable, 10/bx

CARBON FIBER Surgical Arm Board



Perfect for fistula repair procedures and hand/wrist surgery with a C-Arm.

Completely radiolucent, the Carbon Fiber Surgical Arm Board allows for C-Arm visualization of the entire arm and into the shoulder. With a wide surface and 2" thick padding, the carbon fiber arm board is designed on an angle to provide more natural positioning. It has a leg that can be adjusted within the same height range as our tables. The carbon fiber is .125" thick and is overlapped instead of woven to minimize attenuation during the imaging process.

SPECIFICATIONS:

Dimensions: 12" w x 28.125 (30.5 x 71.4 cm)

Thickness: 2.25" (5.7 cm)

Height Adjustable: 24.5" to 44.5" (62.2 x 113 cm)

058-864 Arm Board, Surgical, Carbon Fiber
*Fits Surgical C-Arm Tables 840, 846,
Fixed Height and 870 Pain Management Table*

C-ARM Scatter Radiation Shield



Designed to fit the unique contours of the Biodex Surgical C-Arm Tables, the Scatter Radiation Shields are constructed of 0.5 mm lead equivalent panels offering maximum

protection against scatter radiation.

The shields are available in two configurations - one is designed to be used at the head end of the table for head and cervical procedures. The other is used at the main section of the table during thoracic or abdominal procedures. Shields are purchased individually and may be used in combination for total protection, or for select region of interest.

Easy to add or remove as needed, there are no attachment parts necessary or any metal objects to obscure the image. The shields simply drape over the tabletop, beneath the mattress.

SPECIFICATIONS:

058-856 Radiation Shield, Head/Cervical
Bilateral Shielding Dimensions: 29" w x 22" l (73.6 x 55.8 cm)
Lead Equivalency: .5 mm
Weight: 20 lb (9 kg)

058-857 Radiation Shield, Thoracic/AB
Bilateral Shielding Dimensions: 40" w x 22" l (101.6 x 55.8 cm)
Lead Equivalency: .5 mm
Weight: 25 lb (11.3 kg)

058-856 Radiation Shield, Head/Cervical
Fits contoured top Surgical C-Arm Tables 840, 846 and 870.

058-857 Radiation Shield, Thoracic/AB
*Fits Surgical C-Arm Tables 840, 846, 870 and 056-025
Fixed Height Table.*

PEER PERSPECTIVE UROLOGY TABLE

"We made the decision at our hospital to go from a fixed, flat-top radiology bed to the Biodex Urology C-Arm Table for the reliability, patient safety, cost, and flexibility. Now we can move the table to any OR as needed. Biodex provided excellent training and they are only a phone call away for help, if necessary."

*- Glenn Gangitano, Riverside Regional Medical Center
Facilities Project/Equipment Coordinator Ambulatory Services
Newport News, VA*

Read more at www.biodex.com/urologytable

Expand the function of your table.

CARBON FIBER Arm Board



Carbon Fiber Arm Boards are completely radiolucent with no metal parts to obscure the image. They are the perfect accessory for studies when “chasing the bolus” from the injection site is required. The body of the arm board slides under the table mattress and is held in place by the weight of the patient. Both single and double sided arm boards are available.

SPECIFICATIONS:

Weight:
056-865: 3.1 lb (1.4 kg)
056-866: 4.0 lb (1.8 kg)

056-865 Arm Board, Carbon Fiber, one arm

056-866 Arm Board, Carbon Fiber, two arms

Fits Surgical C-Arm Tables 840, 846, 870 and 056-025 Fixed Height.

PAL Stirrups

Simultaneous Lithotomy and Abduction



Power Assisted Leg Support

- Twist Release Grip Handle – easy intra-operative adjustment without compromising the sterile field. Simply twist the handle to secure the leg holder in all directions.
- Lithotomy Range – between +84° to -33° lithotomy.
- Abduction Range – between +25° to -9° abduction.
- Lithotomy & Length Indicators – ensures precise positioning.

PAL Stirrups represent the gold standard in lithotomy positioning. They allow for easy adjustment of abduction and lithotomy while maintaining the sterile field. The boot design reduces pressure under the popliteal fossa and the superficial peroneal nerve. The stirrup enables safe and easy positioning while providing enhanced surgical site access.

058-862 Stirrups, PAL with boot pad (pair)

For Urology, Brachytherapy and 3D Imaging Tables.

C-ARM Simplicity Knee Crutch



*Fully adjustable for any position.
Low cost alternative.*

056-853 Crutch, Knee, Simplicity (pair)

Fits Urology, Brachytherapy and 3D Imaging Tables.

C-ARM Table Accessory Clamp



The Biodex C-arm Table Accessory Clamp is designed to mount to all Biodex carbon fiber top C-arm tables. It is used to attach a table accessory, such as arm

boards or fistula boards that require standard OR accessory railing. The clamp will accommodate any standard OR locking block, and can be placed anywhere along the length of the table to provide six inches of OR accessory rail.

058-849 Clamp, Accessory, C-Arm Table

Fits Surgical C-Arm Tables 840, 846,


Fixed Height and 870 Pain Management Table

BIODEX

Which Table is right for you?

Surgical C-Arm Table - 840

Three-axis motorized positioning plus X-Y free-float



SPECIFICATIONS:

Dimensions:

Overall: 97" l x 26" w (246 x 66 cm) with OR accessory rails
 Tabletop: 97" l x 24" w (246 x 61 cm) – choice of classic contoured or rectangular design
 Catheter Tray Extension (removable): 18" l x 24" w (45.7 x 61 cm) non-radiolucent
 Radiolucent Area: 75" l x 24" w (191 x 61 cm)
 Tabletop Material: Carbon fiber with integral head section
 Mattress: Seamless, 2" thick (5 cm)
 Attenuation: 1.2 mm Aluminum equivalence

Motions:

Height Adjustable: 33.5" to 43.5" (84 to 109 cm)
 Tabletop X Motion (head-to-toe float): 35" (88.9 cm)
 Tabletop Y Motion (side-to-side float): 10" (25.4 cm)
 Trendelenburg: 0° to 20°
 Reverse Trendelenburg: 0° to 20°
 Isocentric Lateral Roll: 0° to ±15°

Controls:

Hand Control: activates height, isocentric lateral roll and Trendelenburg motions
 Foot Control: activates all motions (has release for float)
 Mushroom-Top Control: releases X-Y Tabletop motions

Accessory Rails: Standard OR accessory rails 49.5" x 1.12" x .375" (124 x 2.86 x .95 cm) mounted near foot end of table
 Patient Restraints: Three body straps
 Finish: Stainless Steel
 Patient Capacity: 500 lb (227 kg)
 Weight: 641 lb (291 kg)
 Shipping Weight: 865 lb (392 kg)
 Power: 115 VAC or 230 VAC and battery. Battery automatically charges when table is plugged in. An optional battery with separate charging unit provides continuous, cordless operation.
 Warranty: Two years parts and labor
 Certifications: CE marked.
 CDRH registered and FDA Device Listed
 See website for details.



058-840 Table, Surgical C-Arm, Contour, 115V
058-840-10 Table, Surgical C-Arm, Rectangle, 115V
058-845 Table, Surgical C-Arm, Contour, 230V
058-845-10 Table, Surgical C-Arm, Rectangle, 230V

Surgical C-Arm Table - 846

Affordably priced float-top table



SPECIFICATIONS:

Dimensions:

Overall: 97" l x 26" w (246 x 66 cm) with OR accessory rails
 Tabletop: 97" l x 24" w (246 x 61 cm) – choice of classic contoured or rectangular design
 Radiolucent Area: 75" l x 24" w (191 x 61 cm)
 Tabletop Material: Carbon Fiber with integral head section
 Mattress: Seamless, 2" thick (5 cm)
 Attenuation: 1.2 mm Aluminum equivalence

Motions:

Height Adjustable from 32" to 42" (81 to 106 cm)
 Tabletop X Motion (head-to-toe float): 35" (89 cm)
 Tabletop Y Motion (side-to-side float): 10" (25.4 cm)

Controls:

Hand Control: activates height
 Mushroom-Top Control: releases X-Y Tabletop motions


Accessory Rails: Standard OR accessory rails 49.5" x 1.12" x .375" (124 x 2.86 x .95 cm) mounted near foot end of table
 Patient Restraints: Three body straps
 Finish: Stainless Steel
 Patient Capacity: 500 lb (227 kg)
 Shipping Weight: 800 lb (363 kg)
 Power: 115 VAC or 230 VAC
 Warranty: Two years parts and labor
 Certifications: CE marked.
 CDRH registered and FDA Device Listed
 See website for details.



058-846 Table, Surgical C-Arm, Contour, 115V
058-846-10 Table, Surgical C-Arm, Rectangle, 115V
058-847 Table, Surgical C-Arm, Contour, 230V
058-847-10 Table, Surgical C-Arm, Rectangle, 230V

Pain Management C-Arm Table - 870

Ideal for pain care applications



SPECIFICATIONS:

Dimensions:

Overall: 97" l x 26" w (246 x 66 cm) with OR accessory rails
 Tabletop: 97" l x 24" w (246 x 61 cm) – choice of classic contoured or rectangular design
 Radiolucent Area: 70" l x 24" w (178 x 61 cm)
 Tabletop Material: Carbon fiber with integral head section
 Mattress: Seamless, 2" thick (5 cm)
 Attenuation: 1.2 mm Aluminum equivalence

Motions:

Height Adjustable: 29.5" to 39.5" (75 to 100 cm)
 Trendelenburg: 0° to 20°
 Reverse Trendelenburg: 0° to 20°
 Isocentric Lateral Roll: 15° clockwise or counterclockwise

Controls:

Hand Control: activates height, isocentric lateral roll and Trendelenburg motions
 Foot Control (optional): activates height, lateral roll and Trendelenburg motions

Accessory Rails: Standard OR accessory rails 30" x 1.12" x .375" (75 x 2.86 x .95 cm) mounted near foot end of table
 Patient Restraints: Three body straps
 Finish: Stainless Steel
 Patient Capacity: 500 lb (227 kg)
 Shipping Weight: 749 lb (340 kg)
 Power: 115 VAC or 230 VAC
 Warranty: Two years parts and labor
 Certifications: CE marked.
 CDRH registered and FDA Device Listed
 See website for details.




058-870 Table, Surgical C-Arm, Contour, 115V
058-870-10 Table, Surgical C-Arm, Rectangle, 115V
058-875 Table, Surgical C-Arm, Contour, 230V
058-875-10 Table, Surgical C-Arm, Rectangle, 230V

C-Arm Table Buyer's Guide
 YOUR QUESTIONS ANSWERED

See pages 16-17 for Table Accessories, available separately.

Urology C-Arm Table - 800

Configure to your exact specifications



SPECIFICATIONS:

Dimensions: 84.5" l x 25.5" w (214.6 x 64.8 cm) with OR accessory rails
 Tabletop: 53" l x 21" w (134.6 x 53.3 cm); 84" l (213.4 cm) with extension
 Lightweight Extension (for patient transfer only, not for imaging): 26.5" l x 21" w (67.3 x 53.3 cm)
 Radiolucent Extension: 31" l x 25.5" w (78.7 x 64.8 cm) with OR accessory rails
 Radiolucent Area: 54" l x 17.5" w (137.2 x 44.5 cm)
 Tabletop Material: Three Fibersin™ sections – each with individual 2" mattress
 Mattress: Individual, seamless, 2" thick (5 cm), one for each section

Motions:

Height Adjustable: 34" to 43.5" (86.4 to 110.5 cm)
 Tabletop X Motion (head-to-toe): 20" (51 cm)
 Tabletop Y Motion (side-to-side): 10" (25.4 cm)
 Trendelenburg: 0° to 20°
 Reverse Trendelenburg: 0° to 20°
 Lateral Roll: 0° to 20°
 Fowler Positioning: Adjusts from 0° to 80° with touch handle lock/unlock

Controls:

Hand Control: activates all motions
 Foot Control: activates all motions

Optional:

X-Ray Film Tray: Removable film cassette tray for 14" x 17" film with cassette mask for 10" x 12" film. Film cassette tray can be removed from either side of the table.
 X-Ray Grid: Removable X-Ray grid, 103 line, 8:1 ratio
 Accessory Rails: Standard OR accessory rails 1.125" x .375" (2.86 x .95 cm) on table (rails also on table imaging extension)
 Patient Restraints: Two body straps, two ankle straps
 Finish: Powder coat
 Patient Capacity:
 In urologic position: 500 lb (227 kg)
 In use with radiolucent extension: 400 lb (181.4 kg)
 Weight tested to four times the patient load rating.
 Shipping Weight: 903 lb (409.6 kg)
 Power: 115 VAC or 230 VAC and Battery. Battery automatically charges when table is plugged in. An additional battery can be charged with optional wall-mounted charger.
 Warranty: Two years parts and labor
 Certifications: CE marked.
 CDRH registered and FDA Device Listed
 See website for details.



058-800 Table, Urology C-Arm - 800, 115 VAC
058-805 Table, Urology C-Arm - 800, 230 VAC

Brachytherapy C-Arm Table - 810

For image-guided seed implantation



SPECIFICATIONS:

Dimensions: 84.5" l x 25.5" w (214.6 x 64.8 cm) with OR accessory rails
 Tabletop: 53" l x 21" w (134.6 x 53.3 cm); 84" l (213.4 cm) with extension
 Lightweight Extension (For patient transfer only, not for imaging): 26.5" l x 21" w (67.3 x 53.3 cm)
 Radiolucent Extension: 31" l x 25.5" w (78.7 x 64.8 cm) with OR accessory rails
 Radiolucent Area: 54" l x 17.5" w (137.2 x 44.5 cm)
 Tabletop Material: Three Fibersin™ sections – each with individual 2" mattress
 Mattress: Individual, seamless, 2" thick (5 cm), one for each section

Motions:

Height Adjustable: 34" to 43.5" (86.4 to 110.5 cm)
 Tabletop X Motion (head-to-toe): 20" (51 cm)
 Tabletop Y Motion (side-to-side): 10" (25.4 cm)
 Trendelenburg: 0° to 20°
 Reverse Trendelenburg: 0° to 20°
 Lateral Roll: 0° to 20°
 Fowler Positioning: Adjusts from 0° to 80° with touch handle lock/unlock

Controls:

Hand Control: activates all motions
 Foot Control: activates all motions

Optional:

X-Ray Film Tray: Removable film cassette tray for 14" x 17" film with cassette mask for 10" x 12" film. Film cassette tray can be removed from either side of the table.
 X-Ray Grid: Removable X-Ray grid, 103 line, 8:1 ratio
 Accessory Rails: Standard OR accessory rails 1.125" x .375" (2.86 x .95 cm) on table (rails also on table imaging extension)
 Patient Restraints: Two body straps, two ankle straps
 Finish: Powder coat
 Patient Capacity:
 In urologic position: 500 lb (227 kg)
 In use with radiolucent extension: 400 lb (181.4 kg)
 Weight tested to four times the patient load rating.
 Shipping Weight: 877 lb (398.6 kg)
 Power: 115 VAC or 230 VAC and Battery. Battery automatically charges when table is plugged in. An additional battery can be charged with optional wall-mounted charger.
 Warranty: Two years parts and labor
 Certifications: CE marked.
 CDRH registered and FDA Device Listed
 See website for details.



058-810 Table, Brachytherapy - 810, 115 VAC
058-815 Table, Brachytherapy - 810, 230 VAC

3D Imaging C-Arm Table - 820

Designed to function with a 3D C-Arm



SPECIFICATIONS:

Dimensions: 103.75" l x 26" w (264 x 66 cm) with OR accessory rails
 Tabletop: 103.75" l x 24" w (264 x 61 cm) includes head and leg extension
 Radiolucent Area:
 3D Imaging Area: 22.5" l x 24" w (57.1 x 61 cm)
 Radiolucent Extension (Fibersin™, non-3D): 29" l x 22.5" w (73.6 x 57.1 cm)
 Total Radiolucent Area (Combined): 51.5" l x 24" w (131 x 61 cm)
 Head-End Extension (non viewable): 18.2" l x 24" w (46 x 51 cm)
 Tabletop Material: Carbon fiber
 Mattress: Vinyl covered, seamless, 2" thick (5 cm)

Motions:

Height Adjustable: 34" h to 44" h (86 to 112 cm)
 Tabletop X Motion (head to toe): 10" (25 cm)
 Tabletop Y Motion (side to side): 10" (25 cm)
 Trendelenburg: 0° to 20°
 Reverse Trendelenburg: 0° to 20°
 Lateral Roll: 0° to 20°

Controls:

Hand Control: activates all motions
 Foot Control: activates all motions

Accessory Rails: Standard OR accessory rails, 1.125" x .375" (2.86 x .95 cm). Head-End 30" l (75 cm); Foot-End 7.75" l (20 cm)
 Patient Capacity: 500 lb (227 kg); weight tested to four times the patient load rating.
 Power: 115 VAC or 230 VAC and Battery. Battery automatically charges when table is plugged in. An additional battery can be charged with optional wall-mounted charger.
 Weight: 542 lb (246 kg)
 Shipping Weight: 700 lb (318.1 kg)
 Warranty: Two years parts and labor
 Certifications: CE marked.
 CDRH registered and FDA Device Listed
 See website for details.



058-820 Table, 3D Imaging C-Arm, 115 VAC
058-825 Table, 3D Imaging C-Arm, 230 VAC

Because image is everything...

SMART



DESIGN

BIODEX SURGICAL C-ARM TABLES

Because image is everything...



EXCEPTIONAL



FLUOROSCOPIC

IMAGING

BIODEX

www.biomed.com

1-800-224-6339

Int'l 631-924-9000



BIODEX

Biomed Medical Systems, Inc.
20 Ramsey Road, Shirley, New York, 11967-4704

CHANGE SERVICE REQUESTED

**SUBSCRIBE to
BIODEX**

- NEWSLETTERS
- BLOGS
- EMAIL

www.biomed.com/eregister

