

Universal

Universal
Veterinary Systems



System Overview

Analog Systems Ready for DR

The Veterinarian's Choice

Universal Veterinary Radiographic System delivers comprehensive veterinary imaging solutions effectively designed for efficiency while maintaining affordability.

Easy Positioning

Mechanically synchronized tube and receptor. Choice of fixed or variable SID.

Built Strong and Ready

The sturdy welded construction of the table can support patients up to 400 lbs (181 kg) and features smooth surfaces with urine trap perimeters.

Compact and Clean

The Universal Veterinary table cabinet can be used to house system generator components which greatly reduces floor space needed for installation. Complete system footprint is just 39 x 56 in (99 x 143 cm) with stationary or 2-way float top table, and 68.5 x 31.5 in (174 x 80 cm) with the 4-way float top table.

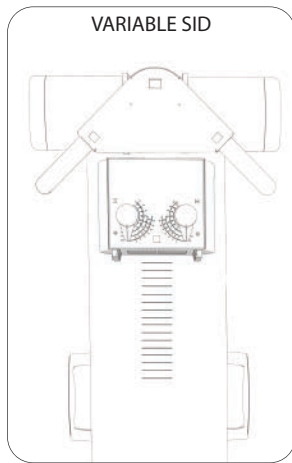
Hands-Free Operation

Conveniently placed exposure switch and table top release strips are foot activated to ensure safety for the veterinarian and animals being examined. Release strips are located at both ends and table front to maximize operability from all sides of the table.

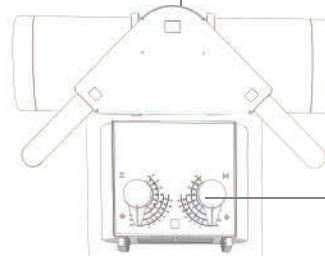
Table lock release functions are electrically powered and quiet to prevent animals from being startled during examinations.



ANGULATING TUBE ARM
with angulation dial and operator handle



MANUAL COLLIMATOR
with retractable tape measure




GENERATOR CONTROL CONSOLE
Anatomically Programmed



ARTICULATING COLUMN MOUNT
for generator control console


MANUAL CASSETTE TRAY
for Film, CR and cassette sized DR detectors



EXPOSURE FOOTSWITCH



ELECTRIC TABLE TOP RELEASE STRIPS



Options

Digital Radiography



FUJIFILM



VIEWWORKS

Choice of digital radiography with Veterinary specific workflow and features

- Wired or wireless flat panel detectors
- 17 x 17 in (43 x 43 cm) / 14 x 17 in (35 x 43 cm) / 10 x 12 in (24 x 30 cm)
- Robust detectors
- Excellent image quality
- Optimized veterinary workflow maximum efficiency

STANDARD UNIVERSAL VETERINARY RADIOGRAPHIC SYSTEM

TABLE

- Stationary Table Top

TUBE STAND

- Articulating arm on side of column for mounting generator control console

GENERATOR (single or three phase)

- 30 kW, high frequency, single phase, 400 mA, 125 kVp, with anatomical programming console
- 32 kW, high frequency, three phase, 500 mA, 125 kVp, with anatomical programming console

X-RAY TUBE

- 140 kHU, 125 kVp, 1.0-2.0 mm focal spots

SYSTEM OPTIONS

TABLE

- 2-way float top
- 4-way float top

TUBE STAND

- Fixed SID, 40 in (101 cm) to image receptor
- Variable SID, 41 - 9 in (104 - 23 cm) vertical range with electric locks
- Additional articulating arm to mount DR workstation monitor

GENERATOR (single or three phase)

- 40 kW and 50 kW generator options available upon request
- Pedestal stand or wall mount for control console

X-RAY TUBE

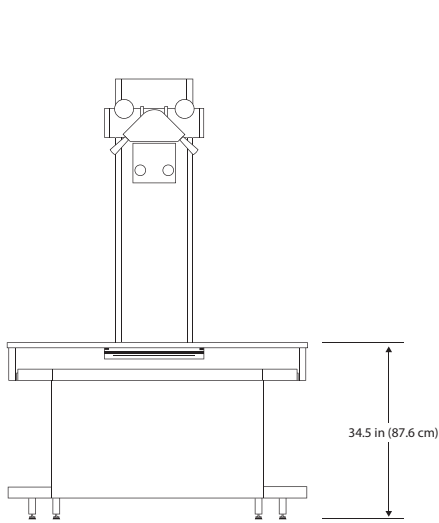
- 200 kHU, 125 kVp, 0.6-1.5 mm focal spots

DIGITAL RADIOGRAPHY OPTIONS

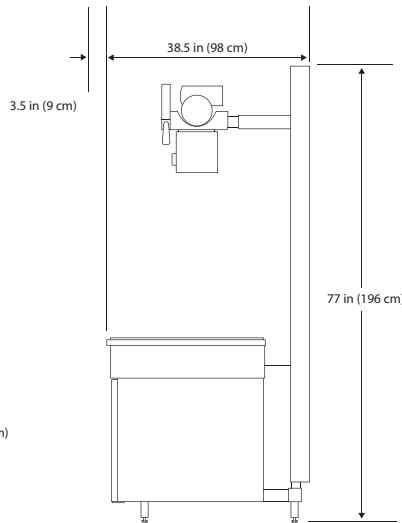
- Multiple detector options available with veterinary customized workflow software

Technical Specs

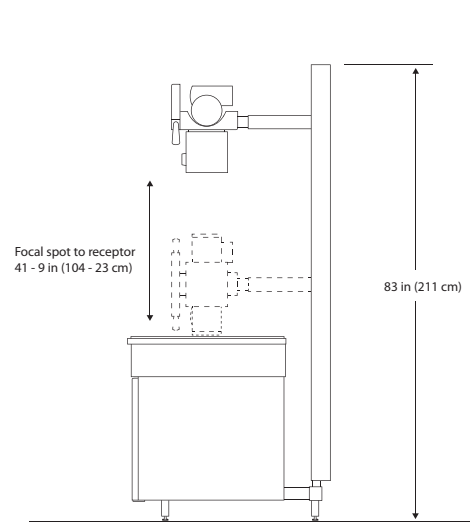
Front View



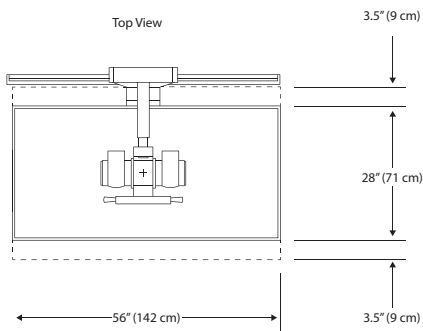
Side View (Fixed SID)



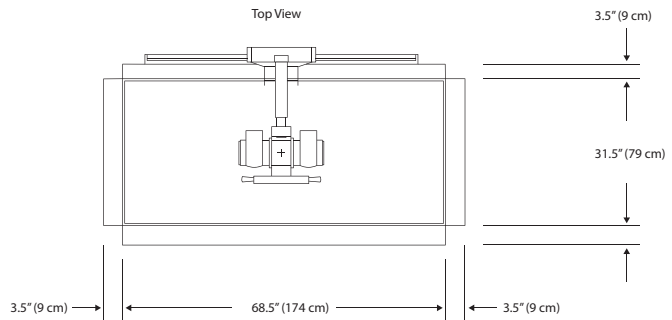
Side View (Variable SID)



Stationary and Two-way Float Top



Four-way Float Top



DEL MEDICAL



#9000-VETERINARYUX 09.20 Rev. B

New York

28 Calvert Street
Harrison, NY 10528
(Tel) 800.261.9808
(Fax) 914.835.6111

Illinois

241 Covington Drive
Bloomingdale, IL 60108
(Tel) 800.800.6006
(Fax) 847.288.7011

www.delmedical.com